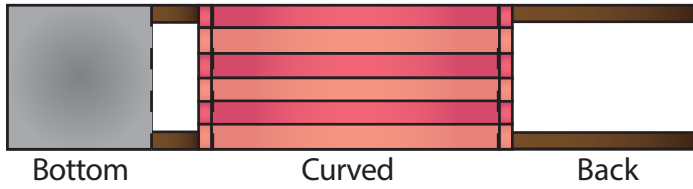


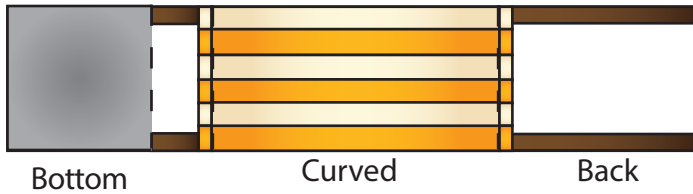
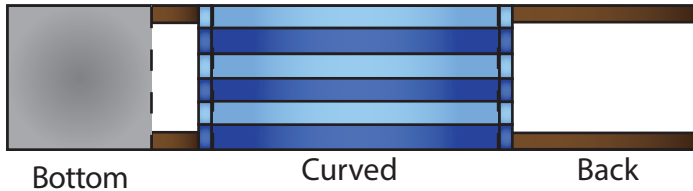
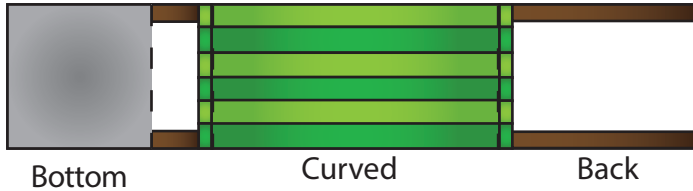
## Mountain Folds

Tape  
A to A

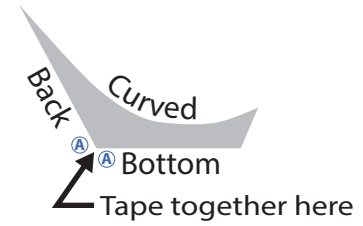
A




A



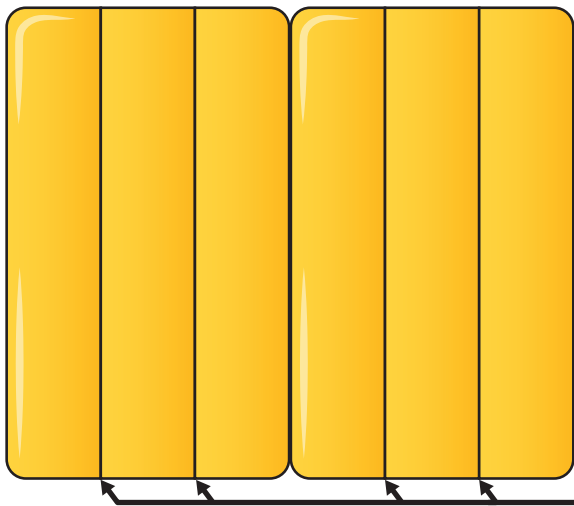
# Beach Sling Chairs



1. Cut out outside rectangle only
2. Mountain Fold on 3 dashed lines
3. Curve the 'Curved' section around a large object such as marker.
4. Tape A to A



# Swim Raft



1. Cut out outline of rafts only
2. Valley Fold on 4 solid lines
3. Use a pencil to 3D form each of the panels (6 total)



4. Mountain Fold on Center line  
Use tape loops to stick 2 halves together

