
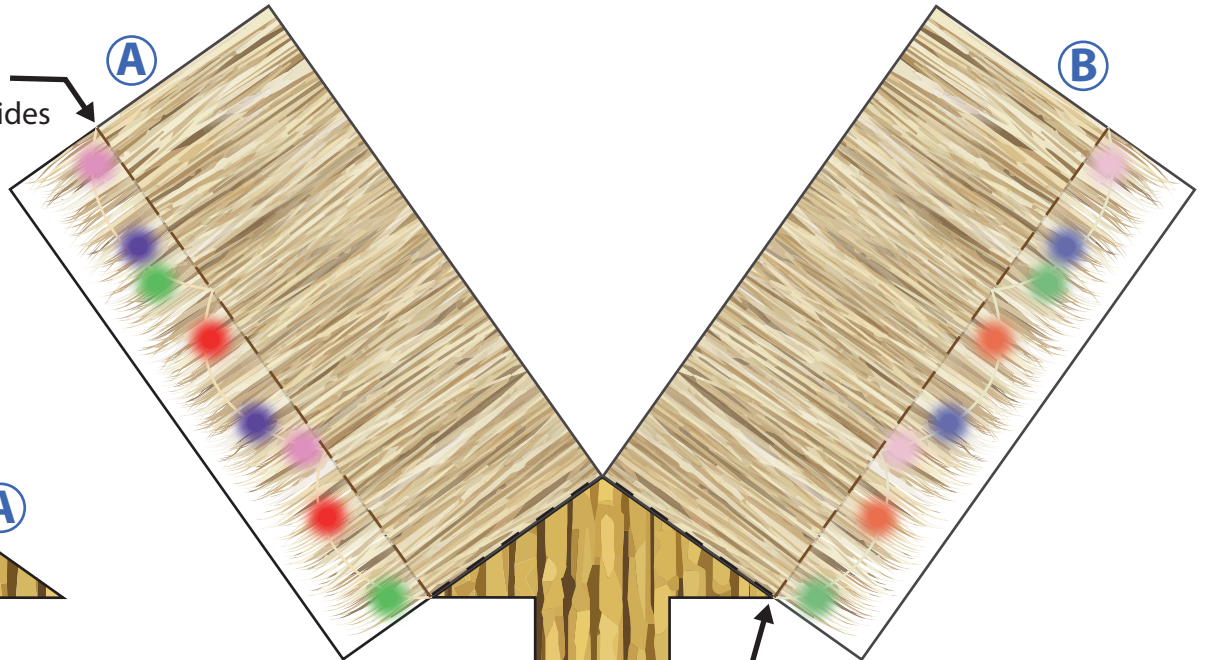


Tiki Hut



7. Tape edge **A** to **A**, and edge **B** to **B**

5. Mountain Fold lights down slightly, both sides



1. Cut out on solid black lines



2. Cut here, fold dashed line as a Mountain Fold. You will be folding this down as a counter top.

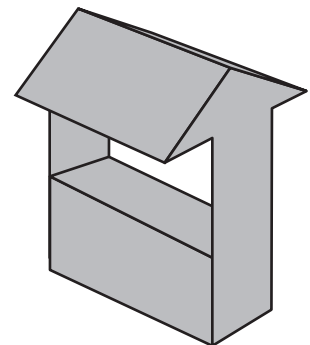
6. Mountain Fold roof down, both sides

3.1 Mountain Fold this side back

3.2 Mountain Fold this side back

4. Mountain Fold this under the Tiki Hutt. The sand you printed on the back side should be visible as your 'floor'.

THE LEIANI SHIPWRECK
TIKI BAR



Final Shape

Tiki Hut - Back side



This is the base of the Tiki Hut, keeping it from tipping over