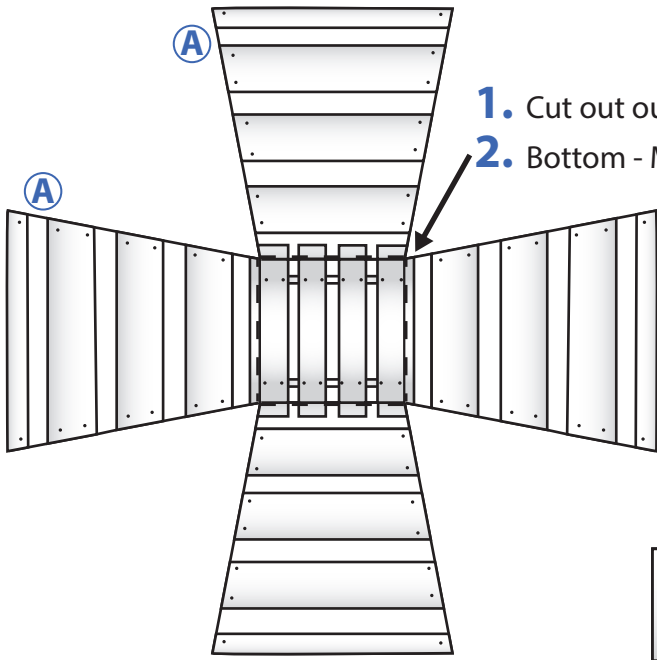
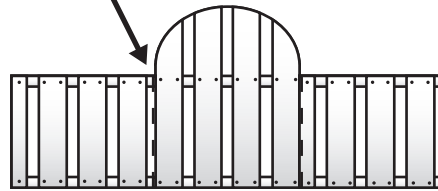


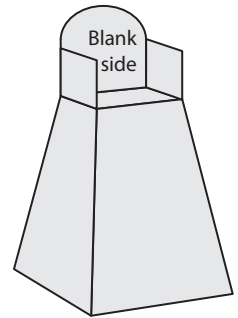
Lifeguard Tower



Bottom





Top



1. Cut out outline of each shape only
2. Bottom - Mountain Fold on 4 dashed lines
3. Bottom - Tape all four sides together, example A to A
4. Top - Mountain fold on 2 dashed lines
5. Top - Set on Bottom and tape

Swim Rings



1. Cut out outline and center of each ring
2. Create a 3D shape by forming around pencil eraser
3. Rotate to form around the entire ring

